



OFFICE(S) LEASE LOCATION

1424 16TH AVE
LONGVIEW, WA 98632

\$ **825**

RATES
START AT
PLUS NNN

SF
+/- **550**

SUITE
SIZES
START AT

ABOUT THE PROPERTY

Position your business for success in a highly visible, professionally updated office space located on the desirable Civic Circle. This 2,236 square foot property offers flexible, move-in ready suites designed to enhance your company's image and support day-to-day operations. Choose from three well-appointed suites ranging from 550 to 986 square feet, each featuring a private entrance, multiple private offices, a welcoming reception area, and its own restroom or combine multiple suites to fit your needs. Select suites also include a convenient breakroom with a kitchenette, adding comfort and functionality for your team. Whether you need a single suite, a larger combined layout, or the full space for a growing operation, this property can be tailored to fit your needs. With lease rates starting at just \$825 per month plus NNN, this is an outstanding value for quality office space in a prime location. Prominent signage opportunities and reserved rear parking provide both excellent visibility and everyday convenience for you and your clients. Schedule your tour today!



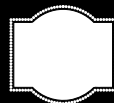
AVAILABLE SUITES

Suite A | 550 SF +/- | \$825/Month + NNN

Suite B | 700 SF +/- | \$1,050/Month + NNN

Suite C | 986 SF +/- | \$1,500/Month + NNN

Building | 2,236 SF +/- | \$3,019/Month + NNN



GREAT
VISIBILITY



CENTRAL BUSINESS
DISTRICT



woodfordcre.com

GET IN TOUCH

Chris Roewe
Owner/Broker

Lindsay Johnson
Licensed Assistant



(360) 501-5500

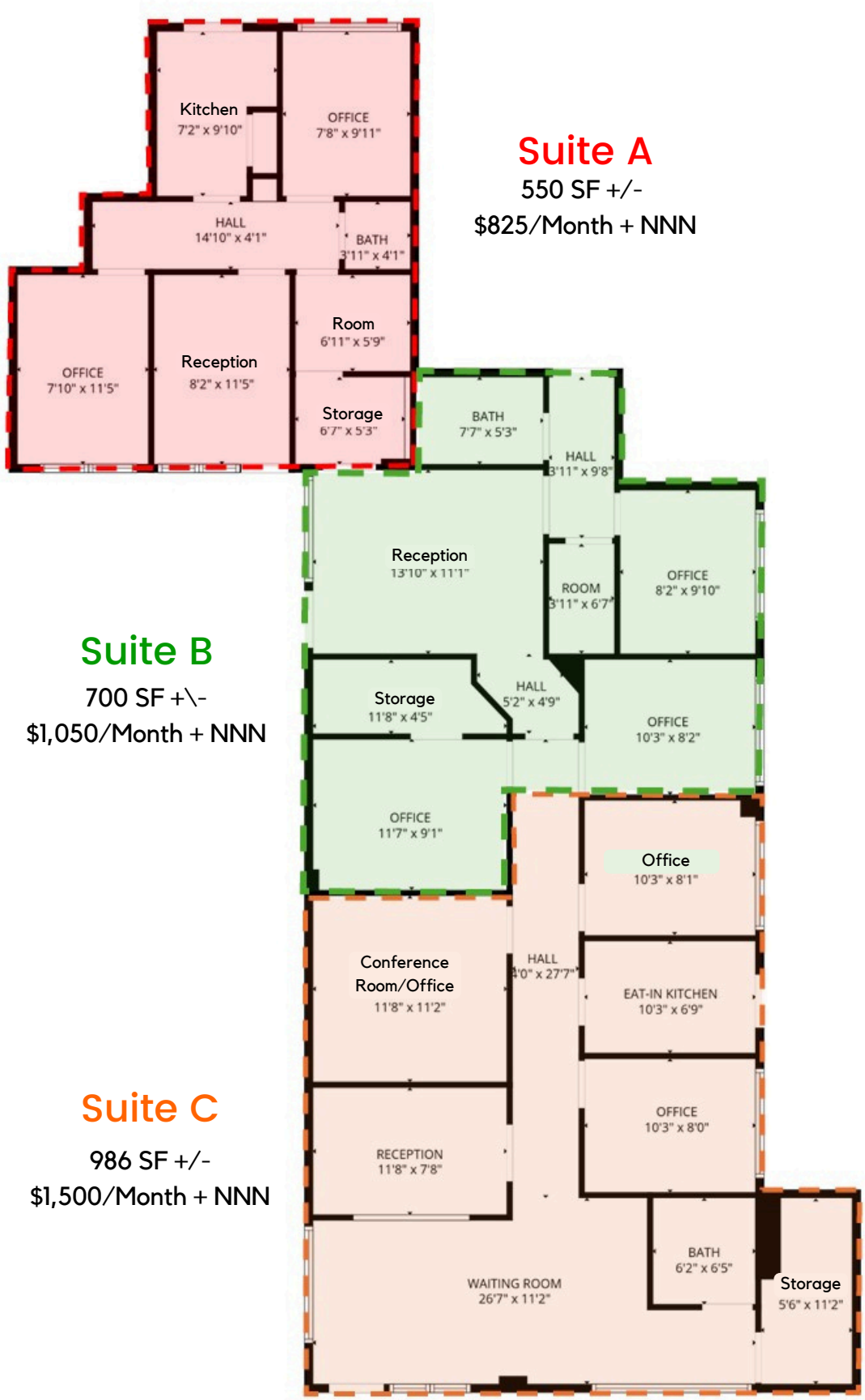


chris@woodfordcre.com



lindsay@woodfordcre.com

FLOOR PLAN



Suite A
550 SF +/-
\$825/Month + NNN

Suite B
700 SF +/-
\$1,050/Month + NNN


Suite C
986 SF +/-
\$1,500/Month + NNN

The information contained herein has been obtained from sources we understand to be reliable. Whilst we do not doubt its accuracy it has not been verified & we make no guarantees, warranty or representations about it. Any projections, opinions, assumptions or estimates used are for example only. You & your advisors should conduct a careful independent investigation of the property to determine the property's satisfaction to your needs. © Woodford Commercial Real Estate.

OFFICE(S) FOR LEASE




 woodfordcre.com


 chris@woodfordcre.com

GET IN TOUCH

Chris Roewe
Owner/Broker

Lindsay Johnson
Licensed Assistant

 (360) 501-5500

 lindsay@woodfordcre.com