



WAREHOUSE LEASE LOCATION

1441 BISHOP RD.
CHEHALIS WA 98532

\$ 21,000

PER
MONTH
PLUS NNN

SF 24,000

BUILDING
SIZE

ABOUT THE PROPERTY

Rare find with this optimally located warehouse minutes off the I-5. This 24,000 SF warehouse sits on 2.73 Acres. Building features 3 dock doors, 3 grade doors, 3-phase power, 25-28 ft. ceilings, approx. 1,300 SF of office space, approx. an acre of paved lay down yard space (rear & side) potential yard expansion of approx. 15,253 SF, large internal crane system and much more. Zoning allows for multiple uses. Call today to schedule your tour of this rare opportunity.



PROPERTY DETAIL



2.73 ACRE
LOT



1,305 SF
OFFICE



CLOSE TO
INTERSTATE 5



LARGE LAY
DOWN YARD



woodfordcre.com



chrisroewe@hotmail.com

GET IN TOUCH

Chris Roewe
Partner/Broker

Lindsay Johnson
Licensed Assistant



(360) 501-5500



(360) 556-5101



1 4 4 1 B I S H O P R D , C H E H A L I S W A 9 8 5 3 2

22,695
WAREHOUSE

1,305 SF
OFFICE



35,234 SF
YARD

15,253 SF
POTENTIAL
YARD EXPANSION





BUILDING HEIGHT	28ft (Center), 25 ft (Side Wall)	ADDITIONAL	Large Internal Crane System
DOCKS	3 Dock High Doors 12W x 16H	SECURITY	Fully Fenced
GRADE DOORS	3 Grade Doors 19W x 16H (Front)	ZONING	UGA – Urban Growth Area
YARD SPACE	35,234 SF +/- Paved 15,253 SF +/- Potential Expansion Area	BUILDING INFO	Built 1989 Metal Roof



 woodfordcre.com
 chrisroewe@hotmail.com

GET IN TOUCH
Chris Roewe
Partner Broker
Lindsay Johnson
Licensed Assistant

 (360) 501-5500
 (360) 556-5101



1441 BISHOP RD, CHEHALIS WA 98532



woodfordcre.com



chrisroewe@hotmail.com

GET IN TOUCH

Chris Roewe
Partner Broker

Lindsay Johnson
Licensed Assistant



(360) 501-5500



(360) 556-5101